

GENERAL ANNOUNCEMENT::HYPHENS RESULTS BRIEFING 2Q2019

Issuer & Securities

Issuer/ Manager

HYPHENS PHARMA INTERNATIONAL LIMITED

Securities

HYPHENS PHARMA INTL LIMITED - SG1EE4000006 - 1J5

Stapled Security

No

Announcement Details

Announcement Title

General Announcement

Date & Time of Broadcast

19-Aug-2019 18:18:55

Status

New

Announcement Sub Title

Hyphens Results Briefing 2Q2019

Announcement Reference

SG190819OTHRFAG6

Submitted By (Co./ Ind. Name)

Lim See Wah

Designation

Executive Chairman & CEO

Description (Please provide a detailed description of the event in the box below)

Please refer to the announcement.

This announcement has been prepared by the Company and its contents have been reviewed by the Sponsor for compliance with the Rules of Catalist. The Sponsor has not independently verified the contents of this announcement.

This announcement has not been examined or approved by the SGX-ST. The SGX-ST assumes no responsibility for the contents of this announcement including the accuracy, completeness or correctness of any of the information, statements or opinions made or reports contained in this announcement.

The contact persons for the Sponsor are Ms Heng Mui Mui, Managing Director, and Mr Kelvin Wong, Vice President, who can be contacted at 12 Marina Boulevard, Level 46, Marina Bay Financial Centre Tower 3, Singapore 018982, Telephone: +65 6878 8888.

Attachments


[Hyphens Results-Briefing 2Q2019%20pdf.pdf](#)

Total size =3579K MB



Hyphens Pharma International Limited

Results Briefing 2Q2019



HYPHENS PHARMA INTL LTD (SGX: 1J5)

DISCLAIMER

This presentation has been prepared by Hyphens Pharma International Limited (the "**Company**" and, together with its subsidiaries, the "**Group**").

This content in this presentation is being furnished to you on a confidential basis and solely for your information and neither this presentation nor any part thereof may be (i) used or relied upon by any other party or for any other purpose; (ii) copied, photocopied, duplicated, photographed or otherwise reproduced in any form or by any means; or (iii) redistributed, passed on or otherwise disseminated or quoted, directly or indirectly, to any person either in your organisation or elsewhere.

None of the Company, DBS Bank Ltd. (the "**Sponsor**") nor any of their respective affiliates, advisors and representatives makes any representation regarding, or assumes any responsibility or liability whatsoever (in negligence or otherwise) for, the accuracy or completeness of, or any errors or omissions in, any information contained herein nor for any loss howsoever arising from any use of the content in this presentation.

By attending or viewing all or part of this presentation, you:

- i. represent and warrant that you are lawfully able to receive this presentation under the laws of the jurisdiction in which you are located and all other applicable laws;
- ii. agree to be bound by the limitations and restrictions described herein; and
- iii. agree to maintain confidentiality regarding the information disclosed in this presentation and to continue to adhere to all applicable securities and insider trading rules and laws in any jurisdiction at all times.

This presentation does not constitute, or form any part of any offer for sale or subscription of, or solicitation of any offer to buy or subscribe for, any securities in Singapore or any other jurisdiction nor shall it or any part of it form the basis of, or be relied on in connection with, any contract or commitment whatsoever.

The information in this presentation is a summary only and does not purport to contain all of the information that may be required to evaluate the Company or any potential transaction. Any potential transaction could be made available to you in accordance with applicable laws and regulations, including the distribution of any required documents for such potential transaction and such documents will supersede all prior information provided to you, herein or otherwise. Information in this presentation is qualified in its entirety by reference to an offering document for any potential transaction, if it proceeds.

None of the Company, the Sponsor, and any of their respective holding companies, subsidiaries, associated undertakings, controlling persons, affiliates, and any of their respective directors, officers, partners, employees, agents, advisers or representatives shall have any liability whatsoever (in negligence or otherwise) for any loss howsoever arising, whether directly or indirectly, from any use, reliance or distribution of this presentation or its contents or otherwise arising in connection with this presentation. It is not the intention to provide, and you may not rely on the content of this presentation as providing, a complete or comprehensive analysis of the Company's or the Group's financial or trading position or prospects. The information and opinions contained in this presentation is provided as at the date hereof (unless otherwise indicated) and are subject to change without notice. This presentation may not contain all material information concerning the Company or the Group.

The information contained in this presentation has not been independently verified. The accuracy and completeness of the information and opinions in this presentation is not guaranteed and no representation or warranty, expressed or implied, is made as to, and no reliance, in whole or in part, should be placed on the fairness, accuracy, completeness or correctness of the information, opinions or assumptions contained herein. Further, nothing in this presentation should be construed as constituting legal, business, tax or financial advice. None of the Sponsor and its subsidiaries or affiliates has independently verified, approved or endorsed the material herein.

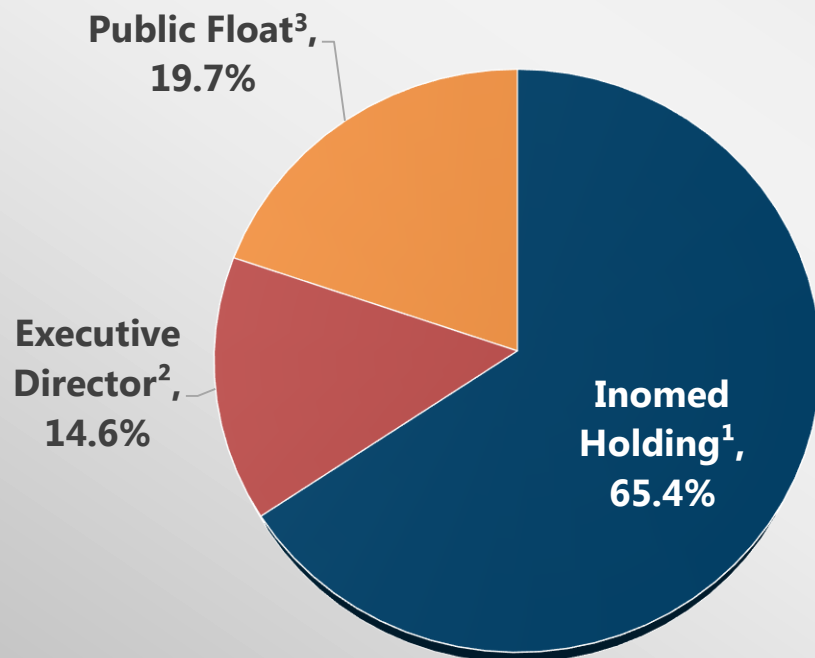
The information in this presentation includes historical information about and relevant to the Group that should not be regarded as an indication of the future performance of the Group or the value of the shares of the Company. This presentation also contains forward-looking statements that may be identified by their use of words like "plans", "expects", "will", "anticipates", "believes", "intends", "depends", "projects", "estimates" or other words of similar meaning and that involve assumptions, risks and uncertainties. All statements that address expectations or projections about the future and all statements other than statements of historical facts included in this presentation, including, but not limited to, statements about the strategy for growth, product development, market position, expenditures, and financial results, are forward-looking statements. Such forward-looking statements are based on certain assumptions and expectations of future events regarding the Group's present and future business strategies and the environment in which the Group will operate, and must be read together with those assumptions. No assurance or guarantee is given that these assumptions and expectations are accurate or will be realised. Actual future performance, outcomes and results may differ materially from those expressed in forward-looking statements as a result of a number of risks, uncertainties and assumptions. These risks, uncertainties and assumptions include, without limitation, general industry and economic conditions, interest rate trends, cost of capital and capital availability, competition from other entities, shifts in customer demand, customers and partners, changes in operating expenses including employee wages, benefits and training, governmental and public policy changes and the continued availability of financing in the amounts and the terms necessary to support future business. Predictions, projections or forecasts of the economy or economic trends of the markets are not necessarily indicative of the future or likely performance of the Group. Past performance is not necessarily indicative of future performance. You are cautioned not to place undue reliance on these forward-looking statements, which are based on the Company's current view of future events. None of the Company and the Sponsor, their respective affiliates and their respective agents assumes any responsibility to amend, modify or revise any forward-looking statements, on the basis of any subsequent developments, information or events, or otherwise.

Neither this presentation nor any of its content may be used without the prior written consent of the Company and the Sponsor. Any forwarding, distribution or reproduction of the information in this presentation electronically or otherwise, in whole or in part, is unauthorised.



CORPORATE INFORMATION

Shareholding



¹ Owned by Mr. Lim See Wah, CEO and Dr. Tan Kia King, Non-Executive Director

² Mr. Tan Chwee Choon, Executive Director

³ As at 12 Mar 2019

Bloomberg Code	HYP:SP
Reuters Code	1J5.SI
ISIN Code	1J5
Issued Shares (M)	300.43
Market Cap (SG\$M) (16 Aug 2019)	60.1
Share Price (SG\$) (16 Aug 2019)	0.20
Average volume 3-mth ('000)	200.8
52 wk range (SG\$) (16 Aug 2019)	0.16 - 0.21

At least 30% of Net Profits Attributable to Shareholders in FY2018 and FY2019 intended to be distributed as dividends



KEY DEVELOPMENTS

2Q2019



Singapore's Leading Specialty Pharmaceutical and Consumer Healthcare Group



OCEAN HEALTH REVAMPED

*New Look
Same Goodness*

The homegrown everyday choice since 1994 for you and your family's wellbeing. Always your guardian of health empowering you to live life fully.



Ocean HEALTH

CELEBRATING
25
YEARS



OCEAN HEALTH REVAMPED (CONT'D)



Ceradan® ATOPIC DERMATITIS RANGE

Gentle Non-Soap Wash

Maintenance Therapy

Enriched with Essential Skin Lipids in a pH Balanced System

NEW!

DERMATOLOGIST Ceradan #1 TOP-OF-MIND BRAND IN SINGAPORE *

Specially-Formulated Mosquito Repellent For AD

Triple Protective Action Against Diaper Rash

Menthol Gel to Calm & Soothe Itchy Skin

Ceramide-Dominant Therapeutic Moisturiser

*IQVIA 2018 Q3 Survey on Top-of-Mind Awareness on 31 Private Dermatologists in Singapore



Singapore's Leading Specialty Pharmaceutical and Consumer Healthcare Group



LAUNCHED THIS YEAR!



PATENT
PENDING

Ceradan®
ADVANCED

An advanced
emollient with
pH balanced
system with a
patent
pending
formulation



Singapore's Leading Specialty Pharmaceutical and Consumer Healthcare Group



LAUNCHED THIS YEAR!



XCELAREV®
Skin
Lightening²

LIGHTENS
DARK SPOTS IN **3**
MONTHS¹

XCELAREV®
A PATENTED
DELIVERY SYSTEM²

WELL TOLERATED
WITH LONG-TERM
USE¹

¹ Based on data on file

² Patent No.: UK GB 2549418

CERADAN OTC DRIVE

Media PR Launch Event



The 3:1:1 Ceradan Experience – Media Luncheon



Suitable for newborns onwards



The 3:1:1 Ceradan Experience – Media Luncheon



REBUILDS



Skin Barrier



Clinically proven to prevent 1 in 2 eczema flares in SG children



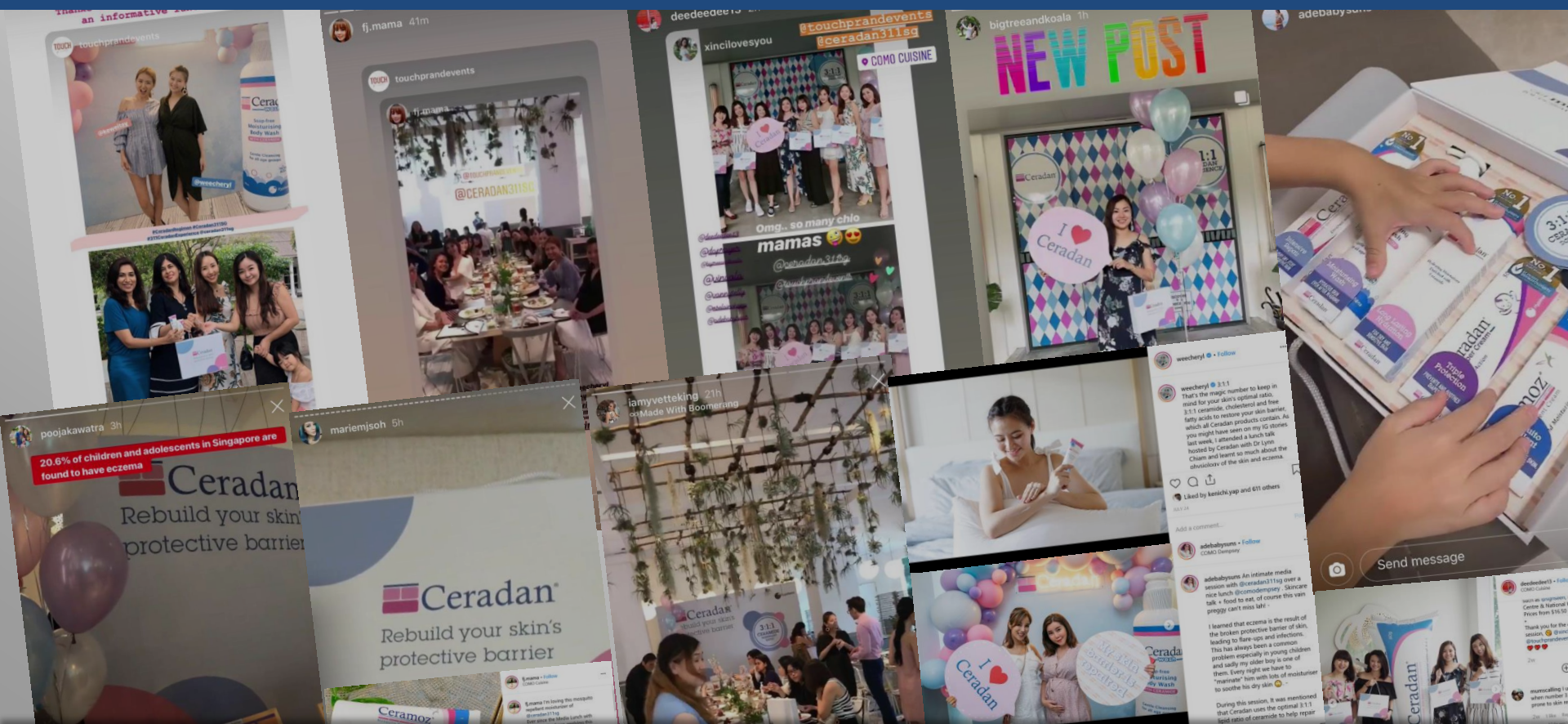
ATTENDEES from
Media Representatives, Influencers & Buyers



To view more photos,
please visit our LinkedIn page
rebrand.ly/hyphens

CERADAN OTC DRIVE (CONT'D)

Media PR Launch Event



Some of the Mummy Influencers:

@weecheryl • @fj.mama • @deedeede13 • @adebabysuns • @bigtreeandkoala • @poojakawatra • @iamyvetteking and more!



Singapore's Leading Specialty Pharmaceutical and Consumer Healthcare Group



CERADAN OTC DRIVE (CONT'D)

Retail Activities



OTC Shelf Displays

Rebuild your skin's protective barrier

3:1:1 CERAMIDE DOMINANT RATIO

BY PRIVATE DERMATOLOGISTS

No. 1

Ceradan

Ceramide-dominant skin barrier repair cream

Delivers physiological fluids in optimal ratio of 3:1:1

Ceradan

Ceramide-dominant skin barrier repair cream

Delivers physiological fluids in optimal ratio of 3:1:1

Ceradan

Hydrating Moisturiser Enriched with Ceramide

Ceradan

Hydrating Moisturiser Enriched with Ceramide

Soap-free Moisturising Body Wash WITH CERAMIDE

Soap-free Moisturising Body Wash WITH CERAMIDE

Gentle Cleansing for all age groups

Gentle Cleansing for all age groups

Intensive Repair

Long Lasting Hydration

Moisturising Wash

85% Prefers Ceradan

Clinically proven To prevent 1 out of 10 eczema flares in 90 children

INTENSIVE REPAIR OF VERY DRY ITCHY AND SENSITIVE SKIN

LONG-LASTING HYDRATION FOR DRY AND SENSITIVE SKIN

HYDRATE SKIN EVEN AFTER WASHING

Exclusive Trade Packs

No. 1

BY PRIVATE DERMATOLOGISTS

Ceradan

Double Relief

Cream + Wash

Ceramide-dominant skin barrier repair cream

Enriched with essential fluids in optimal ratio of 3:1:1

Moisturising Body Wash

Gentle Cleansing for all age groups

Intensive Repair

Delivers physiological fluids in optimal ratio of 3:1:1

3:1:1 CERAMIDE DOMINANT RATIO

No. 1

BY PRIVATE DERMATOLOGISTS

Ceradan

Double Relief

HYDRA + Wash

Hydrating Moisturiser Enriched with Ceramide

Gentle Cleansing for all age groups

Long Lasting Hydration

Delivers physiological fluids in optimal ratio of 3:1:1

Moisturising Body Wash

Gentle Cleansing for all age groups

3:1:1 CERAMIDE DOMINANT RATIO



Roadshows @ Guardian

NEW SPECIALTY PHARMA PRINCIPALS

Exclusive
Distribution
Agreement

Vietnam

Central
Nervous
System

Lundbeck

Renowned Global
Pharmaceutical
Company

Specialises in
Brain Diseases
Treatments

Exclusive
Distributor

Vietnam

Syntellix



Manufactures
MAGNEZIX® for Quicker
& Safer Bone Recovery

MAGNEZIX® is a
magnesium alloy metallic
implant that can be
reabsorbed by the body



SGX PUBLICATIONS




28 March 2019

10 in 10 – Hyphens Pharma International (SGX Code: 1J5)

10 Questions in 10 Minutes with SGX-listed companies



SINGAPORE'S LEADING
SPECIALTY PHARMACEUTICAL AND
CONSUMER HEALTHCARE GROUP



10 Questions for Hyphens Pharma International

Company Overview

Hyphens Pharma International is a Singapore-based specialty pharmaceutical and consumer healthcare group with a strong presence across 5 ASEAN countries and distribution networks in Asia and Middle East. It has 3 core businesses – 1) Specialty Pharma Principals, 2) Proprietary Brands and 3) Medical Hypermart & Digital.

[Link to StockFacts company page.](#)

[Link to Hyphens Pharma's IPO Market Update](#)

SGX Code: 1J5	BBG: HYP SP	RIC: HYPH.SI
Market cap on 27 Mar (S\$m)	60.0	
Price on 27 Mar (S\$)	0.20	
52 wk high/low	0.305 - 0.160	
ADTV (S\$) (since IPO)	73,960	
Shares Outstanding (m)	300	
Float	20.0%	
P/E (LTM)	11.1	
P/B (LTM)	1.5	
Dividend Yield (proposed)	2.8%	

Source: Bloomberg & StockFacts (27 Mar 2019)

1. What are some notable developments that Hyphens Pharma's shareholders can look forward to?

- We intend to grow our portfolio of proprietary products and have identified opportunities in the skin health market. We see the recent MOU signed with A*ccelerate of A*STAR as a step forward to further strengthen our skin health portfolio. With a pipeline of new product introductions and further geographical expansion, we are aiming for accelerated growth for the Group, which we believe will be rewarding to our shareholders.
- To support our growth strategy, we have also strengthened our manpower capital with experienced hires for the positions of Business Director for Hyphens Dermatology, Business Development Director to spearhead our Group's internationalisation, Associate Marketing Director to drive the growth of the consumer healthcare business and Vice-President for the Philippines market.

2. What are some of Hyphens Pharma's main business segments and their growth drivers?

- Specialty Pharma Principals (c.57% of FY18 revenue)** – Marketing and sales of a range of specialty pharmaceutical products in selected ASEAN countries through exclusive distributorship or licensing

Hyphens Flies Asian Flag in Pharma Industry

26 Apr 2019 | Category: [Market Dialogues](#)



Hyphens Pharma International

SGX Code	1J5
Mkt Cap S\$M	64.5
Last Price (S\$)	0.215
% Price Change vs IPO	-17.3
% Price Chg Div Adj [YTD]	10.3
% Chg vs 12M High	-29.5
% Chg vs 12M Low	34.4
12M High Date	18/5/2018
12M Low Date	2/4/2019
% Div Yld	NA
P/E (x)	11.9
% ROE	18.7

Source: SGX StockFacts (24 April 2019)

Healthcare veteran Lim See Wah's rejection from medical school more than three decades ago turned out to be a significant pivot in his entrepreneurial journey.

Settling instead for a place in the Department of Pharmacy at the National University of Singapore's Faculty of Science, Lim discovered a passion for pharmaceuticals in the ensuing years.

"I grew up wanting to be a doctor. But pharmacy turned out to be an exciting and inspiring discipline," he recalled.

"I realised that without drugs, medicine would not be what it is today. The advancement in pharmaceuticals is a true companion to the advancement of healthcare," he noted.

"For example, for a successful surgery, you need both skilled surgeons and drugs - without the anaesthetic, you can't carry out the procedure."

After graduating with a Bachelor of Science in Pharmacy with Honours, the aspiring drug innovator began his career as a regional product manager in French-owned pharmaceuticals firm Hyphens Pharma in Singapore.




Singapore's Leading Specialty Pharmaceutical and Consumer Healthcare Group




RHB RESEARCH REPORTS

INVESTMENT BANKING
Top Singapore Small Cap Companies

20 Jewels 2019 Edition



Together We Progress




Singapore Initiating Coverage

3 July 2019

Hyphens Pharma (HYP SP)

Undervalued And Under-Covered; Initiate BUY

Healthcare | Pharmaceuticals

Buy

Target Price (Return)	SGD0.25 (+28%)
Price:	SGD0.196
Market Cap:	USD43.5m
Avg Daily Turnover (USD/SGD) ('000)	2695

Analysts

Lee Cai Ling
+65 6232 3802
lee.cai.ling@rhbgroup.com



Jarick Seet
+65 6232 3801
jarick.seet@rhbgroup.com



Share Performance (%)

	YTD	1m	3m	6m	12m
Absolute	0.5	(1.5)	(6.7)	0.5	(12.9)
Relative	(9.1)	(9.4)	(9.3)	(10.2)	(16.8)
52-wk Price low/high (SGD)	0.16 - 0.24				

• **Initiating coverage with a BUY and DCF-backed SGD0.25 TP (9% WACC, 0% TG), 28% upside, implying 12.2x FY19F P/E) plus 2.8% yield.** Hyphens Pharma is one of Singapore's leading specialty pharmaceutical (pharma) and consumer healthcare groups with an ASEAN presence. It is trading at 9.6x FY19F P/E (industry average: 17.8x). We believe the specialty pharma principals and proprietary brands segments are equipped for growth in the near term. We forecast revenue and NPAT CAGRs of 7% and 19% for FY18-21.

• **Specialty pharma principals' revenue CAGR of 20% in FY15-18.** Hyphens' saw an increase in revenue across most of the products in this division, particularly in Vietnam. We expect the growth momentum to continue in the near term, as it continuously reaches out to existing and prospective buyers.

To keep the momentum going, Hyphens is exploring opportunities with new principals and distributing existing products in other markets. We estimate the Vietnam market to grow 5-8% in the next three years.

• **Expanding and strengthening the proprietary brands product range.** The group launched five products in 2018, and has a few more in the pipeline for 2019. Two dermatological products – Ceradan Advanced and TDF Fairness T-Complex – are pending commercialisation. We think the introduction of the former is something to look forward to this year. Upon their launch, some existing Ceradan brand products may be marketed through retail pharmacies, making them easier for consumers to reach. These products are currently sold through hospitals and clinics.

Coupled with other new launches and its business expansion pipeline, we expect sales of Hyphens' proprietary brands segment to hit SGD0.4m by FY21, from SGD13m in FY18 (+23% CAGR).

• **The valuation catch-up play.** We believe the market is currently undervaluing the group's potential. The stock is trading at 9.6x FY19F P/E and offers a decent yield of 2.8%. We like Hyphens, as it is a fundamentally well-run company helmed by an experienced management team with growth opportunities, is specialty pharma principals and proprietary brands. Management is also mindful of rewarding its shareholders.

• **Key risks include** unsuccessful product registrations, reliance on relationships with brand principals, and FX fluctuations.



Source: Bloomberg


Table Of Contents	2
Financial Exhibits	2
Investment Merits	3
Valuation	5
Financial Forecasts	6
Key Risks	7
Industry Overview	8
Company Background	10
Peer Analysis	14
Business Analysis	15



Singapore's Leading Specialty Pharmaceutical and Consumer Healthcare Group



INVESTOR-ONE STOCK PITCH CHALLENGE



INVESTOR-ONE
Discover Growing Companies

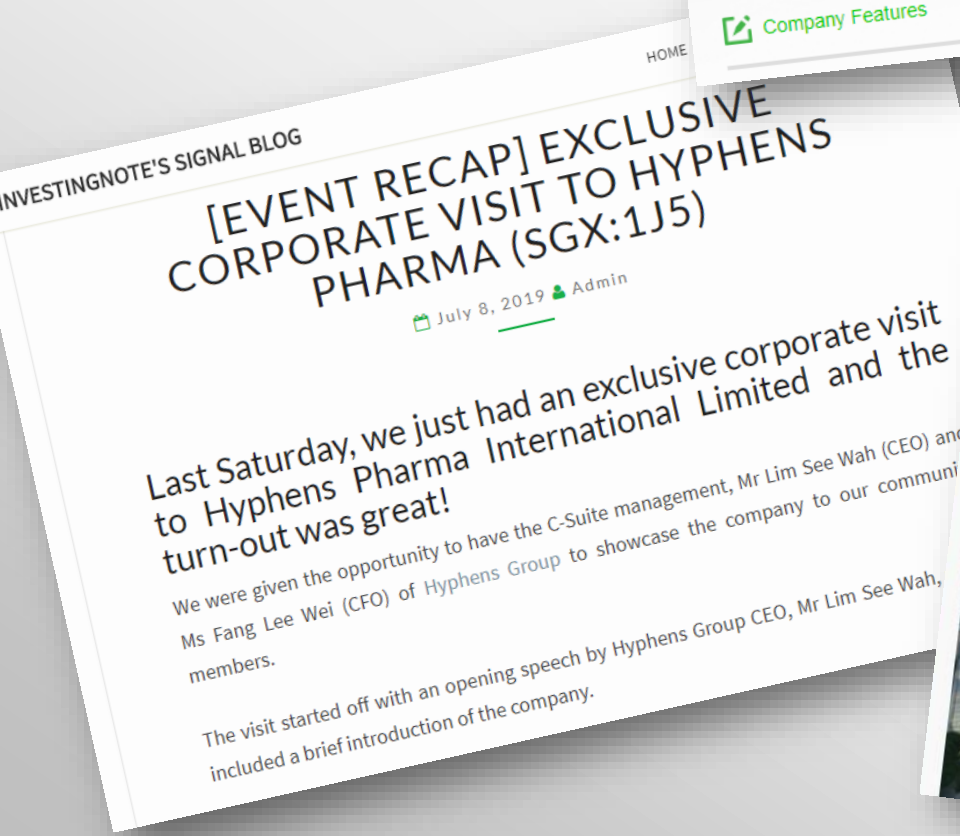
Editorial Performance Quick Facts Social

Editorial

Investor-One Challenge: Visit to Hyphens Pharma

Tue, Jul 9, 1:21 PM

Company Features



INVESTINGNOTE'S SIGNAL BLOG

[EVENT RECAP] EXCLUSIVE CORPORATE VISIT TO HYPHENS PHARMA (SGX:1J5)

July 8, 2019 Admin

Last Saturday, we just had an exclusive corporate visit to Hyphens Pharma International Limited and the turn-out was great!

We were given the opportunity to have the C-Suite management, Mr Lim See Wah (CEO) and Ms Fang Lee Wei (CFO) of Hyphens Group to showcase the company to our community members.

The visit started off with an opening speech by Hyphens Group CEO, Mr Lim See Wah, included a brief introduction of the company.



SMALLCAPASIA

Blog Stock Ideas


Hyphens Pharma: 10 things I learnt from the Corporate Visit



Hyphens



FINANCIAL HIGHLIGHTS



Singapore's Leading Specialty Pharmaceutical and Consumer Healthcare Group



INCOME STATEMENT

S\$'000	2Q2019	1Q2019	Change %	1H2019	1H2018	Change %
Revenue	29,002	27,004	7.4%	56,006	61,515	-9.0%
Gross profit	10,149	9,475	7.1%	19,624	20,710	-5.2%
Opex	8,259	7,923	4.2%	16,236	16,504	-1.6%
EBITDA	2,526	2,186	15.6%	4,712	4,814	-2.1%
Profit before tax	2,040	1,675	21.8%	3,715	4,384	-15.3%
Profit, net of tax	1,635	1,429	14.4%	3,064	3,407	-10.1%
Earnings per share	0.54 cents	0.48 cents	12.5%	1.02 cents	1.34 cents	-23.9%

	2Q2019	1Q2019	Change	1H2019	1H2018	Change
GP margin	35.0%	35.1%	-0.1 ppt	35.0%	33.7%	1.3 ppt
EBITDA margin	8.7%	8.1%	0.6 ppt	8.4%	7.8%	0.6 ppt
PBT margin	7.0%	6.2%	0.8 ppt	6.6%	7.1%	-0.5 ppt
PAT margin	5.6%	5.3%	0.3 ppt	5.5%	5.5%	-



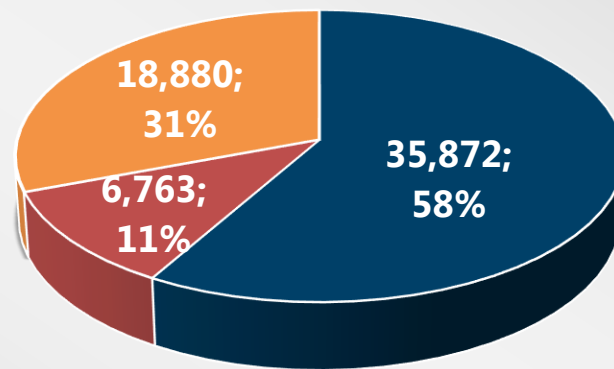
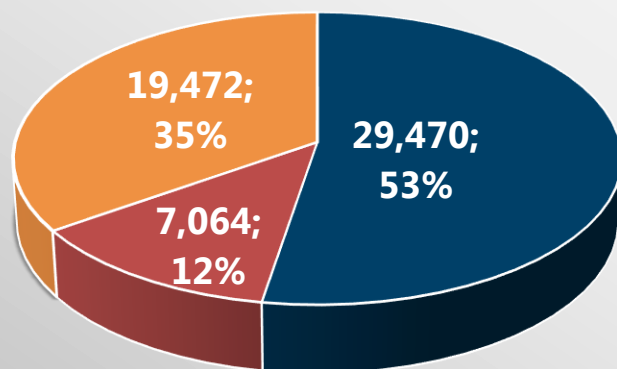
SEGMENT REVENUE

1H2019

1H2018



**Medical Hypermart
& Digital**



**Proprietary
Brands**

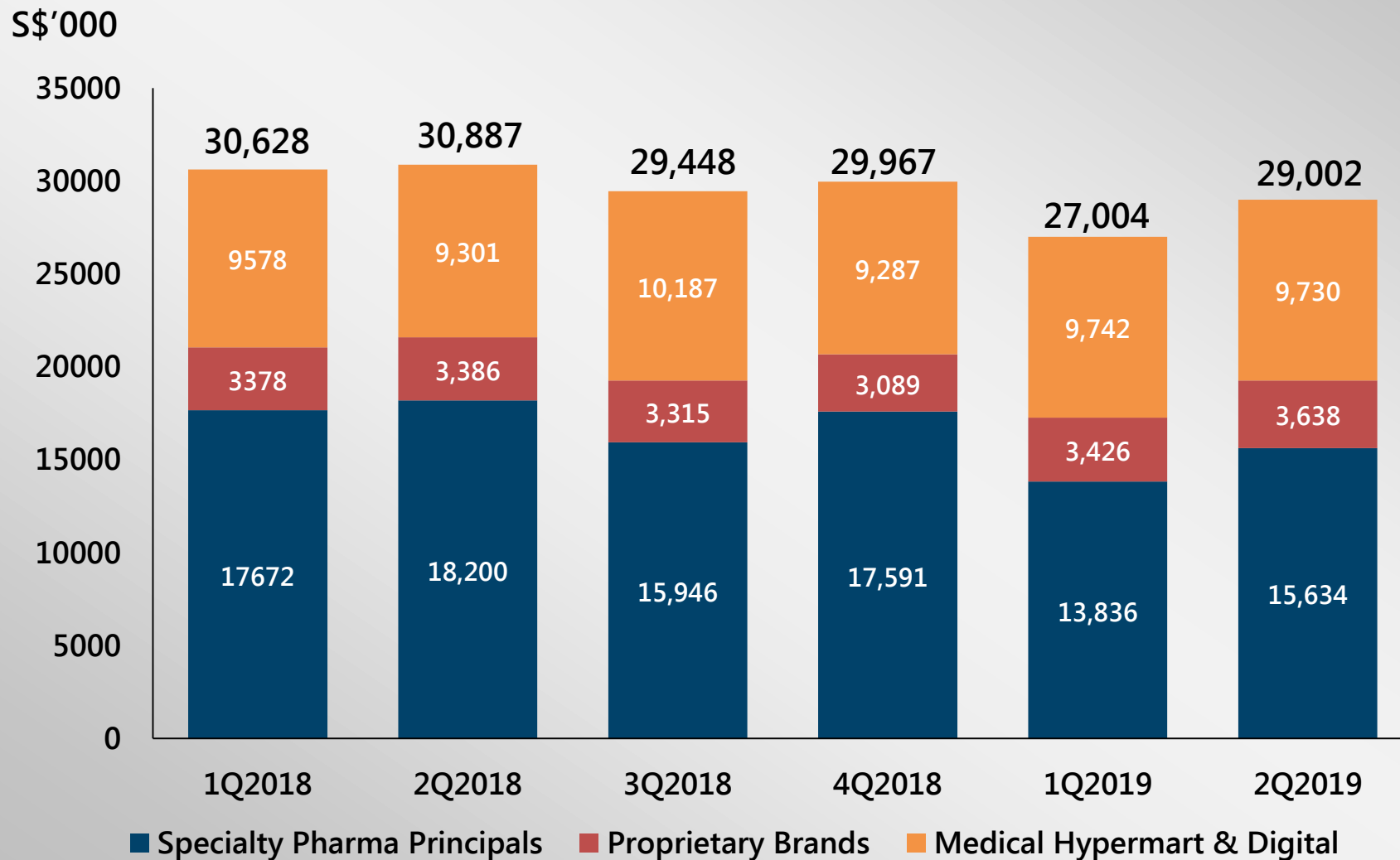


**Specialty Pharma
Principals**

Figs in S\$'000



QUARTER-ON-QUARTER REVENUE



FINANCIAL POSITION & CASH FLOW

S\$'000	As at 30 Jun 2019	As at 31 Dec 2018
Total assets	74,585	74,979
Cash & cash equivalents	23,646	22,353
Total liabilities	33,950	35,817
Financial liabilities	458	3,000
Total equity	40,635	39,162
NAV per share (cents)	13.53	13.05

S\$'000	2Q2019	2Q2018	1H2019	1H2018
Cashflow from operating activities	3,878	3,317	5,980	1,884
Cashflow from/(used in) investing activities	25	(796)	(71)	(868)
Cashflow (used in)/from financing activities	(2,400)	13,939	(4,616)	12,701
Net cash inflow	1,503	16,460	1,293	13,717



FINANCIAL RATIOS

	As at 30 Jun 2019	As at 31 Dec 2018
Current ratio	1.96	1.80
Debt-to-Equity ratio	0.84	0.91
ROE	12.5% ⁽¹⁾	13.8%
EV/EBITDA	7.5 ⁽¹⁾⁽²⁾	7.4 ⁽²⁾
PE ratio	11.6 ⁽¹⁾⁽²⁾	10.8 ⁽²⁾
PB ratio	1.45 ⁽¹⁾⁽²⁾	1.49 ⁽²⁾

(1) Based on 12-month trailing PAT & EBITDA

(2) Based on closing share prices of S\$0.196 on 30 Jun 2019 and S\$0.195 on 31 Dec 2018.



FUTURE GROWTH



Establishing a Broader Geographical Footprint

- Cementing leadership position in Singapore and deepening ASEAN presence
- Internationalisation of proprietary brands



New Product Launches

- Continue to enhance product offerings through licensing and research collaborations
- Launching new specialty pharma products in regional markets



Driven by Enhanced Human Capital

Investing in manpower to support expansion plans





Hyphens Pharma International Limited (SGX: 1J5)
16 Tai Seng Street, Level 4, Singapore 534138
www.hyphensgroup.com

 Follow us on LinkedIn

